

PharmLabs San Diego Certificate of Analysis



Sample **THC Buzzed Gummies - Delta 8 Boosted**

| | | | |
|-------------------------|---------------------|---|-------------------------|
| Delta9 THC 0.28% | THCa <LOQ | Total THC (THCa * 0.877 + THC) 0.28% | Delta8 THC 0.56% |
|-------------------------|---------------------|---|-------------------------|

| | |
|--|------------------------------|
| Sample ID SD260518-022 (139189) | Matrix Edible |
| Tested for TribeTokes | Reported May 28, 2026 |
| Received May 18, 2026 | |
| Analyses executed CANX, D9C | Unit Mass (g) 75.172 |
| | Num. of Servings 20 |
| | Serving Size (g) 3.76 |

Summary **D9C**: The total **Δ9-THC** content in this sample is **0.28%**. For the most accurate **Δ9-THC** concentration, refer to the GC MS/MS section of this COA. This sample was tested using HPLC and GC MS/MS. HPLC analysis can yield inconsistent results for **Δ8-THC** and **Δ9-THC** due to isomer interference. GC MS/MS was employed to avoid this issue.

D9C - D9 Confirmation

Analyzed May 19, 2026 | Instrument GC MS/MS | Method SOP-041 D9C
The expanded Uncertainty of the D9 Confirmation analysis is approximately **±7.81%** at the 95% Confidence Level

| Analyte | LOD ppb | LOQ ppb | Result % | Result mg/g | Result mg/Serving | Result mg/Unit |
|----------------------------------|---------|---------|-------------|-------------|-------------------|----------------|
| Δ9-Tetrahydrocannabinol (Δ9-THC) | 1.462 | 4.432 | 0.28 | 2.85 | 10.64 | 212.74 |
| Total Cannabinoids Analyzed | - | - | 0.28 | 2.85 | 10.64 | 212.74 |

CANx - Cannabinoids

Analyzed May 18, 2026 | Instrument HPLC-VWD | Method SOP-001
The expanded Uncertainty of the Cannabinoids analysis is approximately **±7.81%** at the 95% Confidence Level

| Analyte | LOD mg/g | LOQ mg/g | Result % | Result mg/g | Result mg/Serving | Result mg/Unit |
|--|----------|----------|-------------|-------------|-------------------|----------------|
| 11-Hydroxy-Δ8-Tetrahydrocannabinol (11-Hyd-Δ8-THCV) | 0.013 | 0.041 | ND | ND | ND | ND |
| Cannabidiol (CBDO) | 0.006 | 0.02 | ND | ND | ND | ND |
| Abnormal Cannabidiol (a-CBDO) | 0.013 | 0.038 | ND | ND | ND | ND |
| (+/-)-9B-hydroxy-Hexahydrocannabinol (9b-HHC) | 0.015 | 0.045 | ND | ND | ND | ND |
| 11-Hydroxy-Δ8-Tetrahydrocannabinol (11-Hyd-Δ8-THC) | 0.015 | 0.045 | ND | ND | ND | ND |
| Cannabidiolic Acid (CBDA) | 0.033 | 0.16 | ND | ND | ND | ND |
| Cannabigerol Acid (CBGA) | 0.033 | 0.16 | ND | ND | ND | ND |
| Cannabigerol (CBG) | 0.048 | 0.16 | 0.02 | 0.19 | 0.71 | 14.28 |
| Cannabidiol (CBD) | 0.069 | 0.229 | <LOQ | <LOQ | <LOQ | <LOQ |
| 1(S)-Tetrahydrocannabinol (1(S)-H4-CBD) | 0.008 | 0.026 | ND | ND | ND | ND |
| 1(R)-Tetrahydrocannabinol (1(R)-H4-CBD) | 0.016 | 0.049 | ND | ND | ND | ND |
| Tetrahydrocannabinol (THCV) | 0.049 | 0.162 | ND | ND | ND | ND |
| Δ8-tetrahydrocannabinol (Δ8-THCV) | 0.012 | 0.036 | ND | ND | ND | ND |
| Cannabidiol (CBDH) | 0.014 | 0.042 | ND | ND | ND | ND |
| Tetrahydrocannabinol (Δ9-THCB) | 0.01 | 0.029 | <LOQ | <LOQ | <LOQ | <LOQ |
| Cannabinol (CBN) | 0.047 | 0.16 | <LOQ | <LOQ | <LOQ | <LOQ |
| Cannabidiophorol (CBDP) | 0.016 | 0.049 | ND | ND | ND | ND |
| exo-THC (exo-THC) | 0.016 | 0.8 | ND | ND | ND | ND |
| Tetrahydrocannabinol (Δ9-THC) | 0.092 | 0.307 | D9C | D9C | D9C | D9C |
| Δ8-tetrahydrocannabinol (Δ8-THC) | 0.044 | 0.16 | 0.56 | 5.60 | 21.06 | 420.96 |
| (6aR,9S)-Δ10-Tetrahydrocannabinol ((6aR,9S)-Δ10) | 0.015 | 0.8 | ND | ND | ND | ND |
| Hexahydrocannabinol (S Isomer) (9s-HHC) | 0.017 | 0.8 | ND | ND | ND | ND |
| (6aR,9R)-Δ10-Tetrahydrocannabinol ((6aR,9R)-Δ10) | 0.007 | 0.8 | ND | ND | ND | ND |
| Hexahydrocannabinol (R Isomer) (9r-HHC) | 0.016 | 0.8 | ND | ND | ND | ND |
| Tetrahydrocannabinolic Acid (THCA) | 0.117 | 0.389 | <LOQ | <LOQ | <LOQ | <LOQ |
| Δ9-Tetrahydrocannabinol (Δ9-THCA) | 0.02 | 0.061 | ND | ND | ND | ND |
| Cannabinol Acetate (CBNO) | 0.009 | 0.027 | ND | ND | ND | ND |
| 9(S)-Hexahydrocannabinolic Acid (9(S)-HHCA) | 0.063 | 0.065 | ND | ND | ND | ND |
| 9(R)-Hexahydrocannabinolic Acid (9(R)-HHCA) | 0.191 | 0.196 | ND | ND | ND | ND |
| Δ9-Tetrahydrocannabinol (Δ9-THCP) | 0.017 | 0.8 | ND | ND | ND | ND |
| Δ8-Tetrahydrocannabinol (Δ8-THCP) | 0.041 | 0.8 | ND | ND | ND | ND |
| Cannabicitran (CBT) | 0.005 | 0.16 | <LOQ | <LOQ | <LOQ | <LOQ |
| Δ8-THC-O-acetate (Δ8-THCO) | 0.076 | 0.8 | ND | ND | ND | ND |
| 9(S)-HHCP (s-HHCP) | 0.013 | 0.041 | ND | ND | ND | ND |
| Δ9-THC-O-acetate (Δ9-THCO) | 0.066 | 0.8 | ND | ND | ND | ND |
| 9(R)-HHCP (r-HHCP) | 0.015 | 0.045 | ND | ND | ND | ND |
| 9(S)-HHC-O-acetate (s-HHCO) | 0.037 | 0.112 | ND | ND | ND | ND |
| 9(R)-HHC-O-acetate (r-HHCO) | 0.031 | 0.093 | ND | ND | ND | ND |
| 3-octyl-Δ8-Tetrahydrocannabinol (Δ8-THC-C8) | 0.021 | 0.062 | ND | ND | ND | ND |
| Total THC (THCa * 0.877 + Δ9THC) | | | D9C | D9C | D9C | D9C |
| Total THC + Δ8THC + Δ10THC (THCa * 0.877 + Δ9THC + Δ8THC + Δ10THC) | | | 0.56 | 5.60 | 21.06 | 420.96 |
| Total CBD (CBDA * 0.877 + CBD) | | | <LOQ | <LOQ | <LOQ | <LOQ |
| Total CBG (CBGA * 0.877 + CBG) | | | 0.02 | 0.19 | 0.71 | 14.28 |
| Total HHC (9r-HHC + 9s-HHC) | | | ND | ND | ND | ND |
| Total Cannabinoids Analyzed | | | 0.58 | 5.79 | 21.77 | 435.25 |



UI Unidentified
ND Not Detected
N/A Not Applicable
NT Not Reported
LOD Limit of Detection
LOQ Limit of Quantification
<LOQ Detected
>ULOL Above upper limit of linearity
CFU/g Colony Forming Units per 1 gram
TNTC Too Numerous to Count



DEA license: **RP0611043**
ISO/IEC 17025:2017 Acc. **85368**



Scan the QR code to verify authenticity.

Authorized Signature

Brandon Starr

Brandon Starr, Quality Assurance Manager
Thu, 28 May 2026 10:14:37 -0700

PharmLabs San Diego | 6696 Mesa Ridge Rd #A, San Diego, CA 92121 | 619.356.0898 | ISO/IEC 17025:2017 Acc. 85368



PharmLabs hereby states that its Certificates of Analysis (COA) do not certify compliance with any federal, state, or local law or regulation, including but not limited to the 2018 Form Bill. This COA is provided solely for informational purposes and is not intended for reliance by consumers or purchasers of a product. This report shall not be reproduced, except in full, without the prior written approval of PharmLabs. This report is not intended to diagnose, treat, cure, or prevent any disease. Results apply only to the specific sample(s) and batch(es) identified on this COA and do not represent any other lot, batch, or product from the client. Measurement of uncertainty is available upon request and, when legally required, has been reported on the certificate. PharmLabs makes no representation or warranty, express or implied, regarding the tested product's safety, efficacy, quality, merchantability, or fitness for a particular purpose. PharmLabs expressly disclaims any liability for damages, claims, costs, or expenses arising out of the use, misuse, or reliance upon this COA by any party. PharmLabs relies on information provided by the client regarding the identity, sampling, and chain of custody of the submitted material. PharmLabs assumes no responsibility for errors, omissions, or misrepresentations in such information. It is the sole responsibility of the client to determine and ensure the compliance of their product(s) with all applicable federal, state, and local laws and regulations. This COA may not be used in whole or in part for marketing, advertising, promotional, or labeling purposes without the prior written consent of PharmLabs. This COA is valid only as of the date of issuance and does not guarantee the stability or continued conformity of the tested product beyond that date. Any dispute arising out of or related to this COA shall be governed by the laws of the State of California, without regard to its conflict of laws principles.

Gobi Hemp

Amended Report For: Analytical Report 2605120002-V1 - CDPHE Certified Certificate of Analysis




Manifest: 2605120002
Sample ID: 1A-GHEMP-2605120002-0001
Sample Name: 344026031632C - FM-942-811
Sample Type: D8 - Distillate
Client ID: CID-00207
Client: FM Labs
Address: 1285 Factory Circle, Fort Lupton, CO 80621

Test Performed: RSA
Report No: A-R-2605120002-V1
Receive Date: 2026-05-12
Test Date: 2026-05-14
Report Date: 2026-05-28
Sample Condition: Good
Method Reference: GH-OP-08

Scope: The content of fifteen residual solvents was determined by an in-house developed method for Headspace-Gas Chromatography with Flame Ionization Detection.

| Solvents | LOD (ppm) | LOQ (ppm) | Parts Per Million (ppm) |
|---------------|-----------|-----------|-------------------------|
| Propane | 47.0 | 142.3 | ND |
| Iso-Butane | 55.5 | 168.0 | ND |
| N-Butane | 68.1 | 206.4 | ND |
| Methanol | 34.8 | 105.4 | ND |
| Pentane | 64.8 | 196.4 | ND |
| Ethanol | 87.8 | 266.1 | ND |
| Acetone | 71.4 | 216.4 | ND |
| IPA | 86.3 | 261.5 | ND |
| Hexane | 0.6 | 35.0 | ND |
| Ethyl Acetate | 71.6 | 217.0 | ND |
| Benzene | 0.3 | 1.0 | ND |
| Heptane | 58.8 | 178.2 | ND |
| Toluene | 6.5 | 94.3 | ND |
| Xylenes | 7.8 | 185.9 | ND |

ND - not detected; LOD - limit of detection; LOQ - limit of quantitation; ULOQ - upper limit of quantitation;
*Estimated result, greater than the upper limit of quantitation (>ULOQ)



Lab Comments:

Walter Marsh

Walter Marsh Lead Research Lab Analyst

2026-05-28

Date



This report has been prepared by Gobi Hemp Laboratory exclusively for our Client and their Authorized Representatives. All analytical work is conducted in accordance with a mutually agreed upon scope of work and the terms and conditions as expressed in the Gobi Hemp Laboratory Service Agreement. This report is not to be reproduced in whole or in part without prior written approval. The results shown on this report relate only to the samples submitted to the laboratory. Estimated Uncertainty available upon request.

• Gobi Hemp •
• 3940 Youngfield St. • Wheat Ridge CO 80033 • ISO/IEC 17025:2017 Accredited • (303)456-2040 •



Gobi Hemp

Amended Report For: Pesticide Residues

Report 2605120002-V1 - Certificate of Analysis



Manifest: 2605120002
Sample ID: 1A-GHEMP-2605120002-0001
Sample Name: 344026031632C - FM-942-811
Sample Type: D8 - Distillate
Client ID: CID-00207
Client: FM Labs
Facility Address: 1285 Factory Circle, Fort Lupton, CO 80621

Test Performed: Pesticide
Report No: A-PE-2605120002-V1
Receive Date: 2026-05-12
Test Date: 2026-05-14
Report Date: 2026-05-28
Sample Condition: Good
Method Reference: GA-OP-11

Executive Summary:


Sample 1A-GHEMP-2605120002-0001 has **passed** pesticide testing.

The following pesticides were detected in the sample:

Scope:

The content of the reported pesticide residues were quantified using LC-MS-MS and GC-TQMS. Identification was based on the retention time of each compound and the product mass spectra generated using Single Reaction Monitoring (SRM) or Dramatic Multiple Reaction Monitoring, and quantitation was determined using external standard calibration.

Lab Comments:


Walter Marsh Lead Research Lab Analyst

2026-05-28
Date



This report has been prepared by Gobi Hemp Laboratory exclusively for our Client and their Authorized Representatives. All analytical work is conducted in accordance with a mutually agreed upon scope of work and the terms and conditions as expressed in the Gobi Hemp Laboratory Service Agreement. This report is not to be reproduced in whole or in part without prior written approval. The results shown on this report relate only to the samples submitted to the laboratory. Estimated Uncertainty available upon request.



Gobi Hemp

Amended Report For: Pesticide Residues

Report 2605120002-V1



| Pesticide | Limits (ppm) | | Result (ppm) | | Pesticide | Limits (ppm) | | Result (ppm) | | Pesticide | Limits (ppm) | | Result (ppm) | |
|-------------------|--------------|------------|--------------|------|--------------------|--------------|------------|--------------|------|--------------------|--------------|------------|--------------|------|
| | Regulatory | Reporting* | | | | Regulatory | Reporting* | | | | Regulatory | Reporting* | | |
| Abamectin | | 0.10000 | ND | LCMS | Dodemorph | | 0.10000 | ND | LCMS | Oxamyl | | 1.50000 | ND | LCMS |
| Acephate | | 0.10000 | ND | LCMS | Endosulfan sulfate | | 0.10000 | ND | GCMS | Paclbutrazol | | 0.10000 | ND | LCMS |
| Acequinocyl | | 0.10000 | ND | LCMS | Endosulfan-alpha | | 0.20000 | ND | GCMS | Parathion-methyl | | 0.10000 | ND | GCMS |
| Acetamiprid | | 0.10000 | ND | LCMS | Endosulfan-beta | | 0.10000 | ND | GCMS | Permethrins | | 0.50000 | ND | LCMS |
| Aldicarb | | 0.10000 | ND | LCMS | Ethoprophos | | 0.10000 | ND | LCMS | Phenothrin | | 0.10000 | ND | LCMS |
| Allethrin | | 0.10000 | ND | LCMS | Etofenprox | | 0.10000 | ND | LCMS | Phosmet | | 0.10000 | ND | LCMS |
| Atrazine | | 0.10000 | ND | LCMS | Etoazole | | 0.10000 | ND | LCMS | Piperonyl butoxide | | 1.00000 | ND | LCMS |
| Azadirachtin | | 0.50000 | ND | LCMS | Etridiazole | | 0.10000 | ND | GCMS | Pirimicarb | | 0.10000 | ND | LCMS |
| Azoxystrobin | | 0.10000 | ND | LCMS | Fenhexamid | | 0.12500 | ND | LCMS | Prallethrin | | 0.10000 | ND | LCMS |
| Benzovindiflupyr | | 0.10000 | ND | LCMS | Fenoxycarb | | 0.10000 | ND | LCMS | Propiconazole | | 0.10000 | ND | LCMS |
| Bifenazate | | 0.10000 | ND | LCMS | Fenpyroximate | | 0.10000 | ND | LCMS | Propoxur | | 0.10000 | ND | LCMS |
| Bifenthrin | | 1.00000 | ND | LCMS | Fensulfthion | | 0.10000 | ND | LCMS | Pyraclostrobin | | 0.10000 | ND | LCMS |
| Boscalid | | 0.10000 | ND | LCMS | Fenthion | | 0.10000 | ND | GCMS | Pyrethrins | | 0.10000 | ND | LCMS |
| Buprofezin | | 0.10000 | ND | LCMS | Fenvalerate | | 0.10000 | ND | GCMS | Pyridaben | | 0.10000 | ND | LCMS |
| Carbaryl | | 0.10000 | ND | LCMS | Fipronil | | 0.10000 | ND | LCMS | Pyriproxyfen | | 0.10000 | ND | LCMS |
| Carbofuran | | 0.10000 | ND | LCMS | Flonicamid | | 0.10000 | ND | LCMS | Quintozene | | 0.10000 | ND | GCMS |
| Chlorantriliprole | | 0.10000 | ND | LCMS | Fludioxonil | | 0.10000 | ND | LCMS | Resmethrin | | 0.10000 | ND | LCMS |
| Chlorphenapyr | | 0.10000 | ND | GCMS | Fluopyram | | 0.10000 | ND | LCMS | Spinetoram | | 0.10000 | ND | LCMS |
| Chlorpyrifos | | 0.10000 | ND | LCMS | Hexythiazox | | 0.10000 | ND | LCMS | Spinosad | | 0.10000 | ND | LCMS |
| Clofentezine | | 0.10000 | ND | LCMS | Imazalil | | 0.10000 | ND | LCMS | Spirodiclofen | | 0.25000 | ND | LCMS |
| Clothianidin | | 0.10000 | ND | LCMS | Imidacloprid | | 0.10000 | ND | LCMS | Spiromesifen | | 3.00000 | ND | LCMS |
| Coumaphos | | 0.10000 | ND | LCMS | Iprodione | | 0.50000 | ND | LCMS | Spirotetramat | | 0.10000 | ND | LCMS |
| Cyantraniliprole | | 0.10000 | ND | LCMS | Kinoprene | | 0.10000 | ND | GCMS | Spiroxamine | | 0.10000 | ND | LCMS |
| Cyfluthrin | | 0.20000 | ND | GCMS | Kresoxim-methyl | | 0.10000 | ND | LCMS | Tebuconazole | | 0.10000 | ND | LCMS |
| Cypermethrin | | 0.25000 | ND | GCMS | MGK-264 | | 0.10000 | ND | GCMS | Tebufenozide | | 0.10000 | ND | LCMS |
| Cyprodinil | | 0.10000 | ND | LCMS | Malathion | | 0.10000 | ND | LCMS | Teflubenzuron | | 0.10000 | ND | LCMS |
| Daminozide | | 0.10000 | ND | LCMS | Metalaxyl | | 0.10000 | ND | LCMS | Tetrachlorvinphos | | 0.10000 | ND | LCMS |
| Deltamethrin | | 0.50000 | ND | LCMS | Methiocarb | | 0.10000 | ND | LCMS | Tetramethrin | | 0.10000 | ND | LCMS |
| Diazinon | | 0.10000 | ND | LCMS | Methomyl | | 0.10000 | ND | LCMS | Thiabendazole | | 0.10000 | ND | LCMS |
| Dichlorvos | | 0.10000 | ND | GCMS | Methoprene | | 2.00000 | ND | LCMS | Thiacloprid | | 0.10000 | ND | LCMS |
| Dimethoate | | 0.10000 | ND | LCMS | Mevinphos | | 0.10000 | ND | LCMS | Thiamethoxam | | 0.10000 | ND | LCMS |
| Dimethomorph | | 0.10000 | ND | LCMS | Myclobutanil | | 0.10000 | ND | LCMS | Thiophanate-methyl | | 0.10000 | ND | LCMS |
| Dinotefuran | | 0.10000 | ND | LCMS | Naled | | 0.10000 | ND | LCMS | Trifloxystrobin | | 0.10000 | ND | LCMS |
| Diuron | | 0.10000 | ND | LCMS | Novaluron | | 0.10000 | ND | LCMS | lambda-Cyhalothrin | | 0.20000 | ND | GCMS |

*or Lower Limit of Quantitation (LLOQ).
 ND (Not Detected) = sample result is below MDL.
 >HLOQ = sample result is above Higher LOQ.
 **

Walter Marsh

Walter Marsh Lead Research Lab Analyst

2026-05-28

Date



This report has been prepared by Gobi Hemp Laboratory exclusively for our Client and their Authorized Representatives. All analytical work is conducted in accordance with a mutually agreed upon scope of work and the terms and conditions as expressed in the Gobi Hemp Laboratory Service Agreement. This report is not to be reproduced in whole or in part without prior written approval. The results shown on this report relate only to the samples submitted to the laboratory. Estimated Uncertainty available upon request.



Gobi Hemp

Amended Report For: Analytical Report 2605120002-V1 - CDPHE Certified Certificate of Analysis




Manifest: 2605120002
Sample ID: 1A-GHEMP-2605120002-0001
Sample Name: 344026031632C - FM-942-811
Sample Type: D8 - Distillate
Client ID: CID-00207
Client: FM Labs
Address: 1285 Factory Circle, Fort Lupton, CO 80621

Test Performed: Elemental impurities
Intended Use: Inhaled or Audited Product
Report No: A-MT-2605120002-V1
Receive Date: 2026-05-12
Test Date: 2026-05-15
Report Date: 2026-05-28
Sample Condition: Good
Method Reference: GH-OP-17

Scope: Arsenic, Cadmium, Lead and Mercury were determined by an Inductively Coupled Plasma Mass Spectrometer (ICP-MS) using an in-house developed method.

| Elemental Impurities | LOD (ppm) | LOQ (ppm) | Parts Per Million (ppm) |
|----------------------|-----------|-----------|-------------------------|
| Arsenic | 0.007 | 0.025 | ND |
| Cadmium | 0.003 | 0.01 | ND |
| Lead | 0.003 | 0.01 | ND |
| Mercury | 0.0009 | 0.003 | ND |

ND - not detected; ULOQ - upper limit of quantitation; LOD - limit of detection; LOQ - limit of quantitation



Lab Comments:

Walter Marsh

Walter Marsh Lead Research Lab Analyst

2026-05-28

Date



This report has been prepared by Gobi Hemp Laboratory exclusively for our Client and their Authorized Representatives. All analytical work is conducted in accordance with a mutually agreed upon scope of work and the terms and conditions as expressed in the Gobi Hemp Laboratory Service Agreement. This report is not to be reproduced in whole or in part without prior written approval. The results shown on this report relate only to the samples submitted to the laboratory. Estimated Uncertainty available upon request. Sample(s) tested at Gobi Analytical.

• Gobi Hemp •
 • 3940 Youngfield St. • Wheat Ridge CO 80033 • ISO/IEC 17025:2017 Accredited • (303)456-2040 •



Gobi Hemp

Amended Report For: Analytical Report 2605120002-V1 - CDPHE Certified Certificate of Analysis



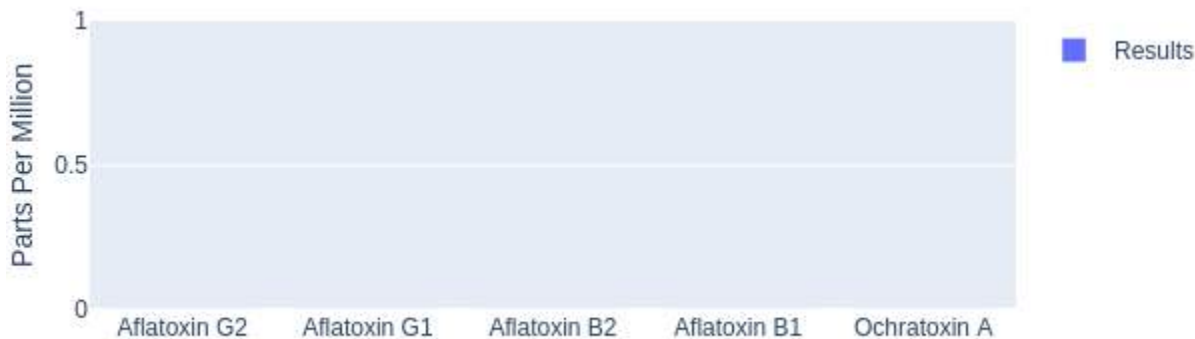
Manifest: 2605120002
Sample ID: 1A-GHEMP-2605120002-0001
Sample Name: 344026031632C - FM-942-811
Sample Type: D8 - Distillate
Client ID: CID-00207
Client: FM Labs
Address: 1285 Factory Circle, Fort Lupton, CO 80621

Test Performed: Mycotoxin
Report No: A-R-2605120002-V1
Receive Date: 2026-05-12
Test Date: 2026-05-15
Report Date: 2026-05-28
Sample Condition: Good
Method Reference: GH-OP-16

Scope: Ochratoxin and Total Aflatoxin were quantified using liquid chromatography coupled to multiple mass spectrometry (LC-MS/MS) equipped with electrospray ionization (ESI) in positive mode after sample extraction. Identification was based on the retention time of each compound and the product mass generated using single reaction monitoring (SRM). Quantitation was determined using external calibration.

| Mycotoxins | LOD (ppm) | LOQ (ppm) | Reporting Limits (ppm) | Parts Per Million (ppm) |
|--------------|-----------|-----------|------------------------|-------------------------|
| Aflatoxin G2 | 0.0019 | 0.0050 | 0.0050 | ND |
| Aflatoxin G1 | 0.0011 | 0.0050 | 0.0050 | ND |
| Aflatoxin B2 | 0.0017 | 0.0050 | 0.0050 | ND |
| Aflatoxin B1 | 0.0015 | 0.0050 | 0.0050 | ND |
| Ochratoxin A | 0.0033 | 0.0050 | 0.0050 | ND |

ND - not detected; ULOQ - upper limit of quantitation; LOD - limit of detection; LOQ - limit of quantitation



Lab Comments:

Walter Marsh

Walter Marsh Lead Research Lab Analyst

2026-05-28

Date



This report has been prepared by Gobi Hemp Laboratory exclusively for our Client and their Authorized Representatives. All analytical work is conducted in accordance with a mutually agreed upon scope of work and the terms and conditions as expressed in the Gobi Hemp Laboratory Service Agreement. This report is not to be reproduced in whole or in part without prior written approval. The results shown on this report relate only to the samples submitted to the laboratory. Estimated Uncertainty available upon request.

• Gobi Hemp •
• 3940 Youngfield St. • Wheat Ridge CO 80033 • ISO/IEC 17025:2017 Accredited • (303)456-2040 •





Manifest: 2605120002
Sample ID: 1A-GHEMP-2605120002-0001
Sample Name: 344026031632C - FM-942-811
Sample Type: D8 - Distillate
Client ID: CID-00207
Client: FM Labs
Address: 1285 Factory Circle, Fort Lupton, CO 80621

Test Performed: Microbial
Report No: A-M-2605120002-V1
Receive Date: 2026-05-12
Test Date: 2026-05-12
Report Date: 2026-05-28
Sample Condition: Good
Method Reference: MBH-OP-02, MBH-OP-03,
MBH-OP-05, MBH-OP-10,
MBH-OP-11

Scope: Contaminant testing for the identified pathogens *Salmonella spp.* and *Shiga Toxin Virulence Genes, O26, O45, O103, O111, O121, O145 and O157:H7 serogroups of Escherichia coli* (STEC) was performed through Polymerase Chain Reaction (PCR) presumptive experimentation, and confirmed through cultural methodology where applicable. Results for *Salmonella spp.* and STEC are represented as a negative or positive determination, a negative result indicating no detection of the respective contaminant.

Total Yeast and Mold Count (TYMC)/Total Aerobic Count(TAC)/Total Coliform Count (TCC) were determined through 3M™ Petrifilm™ plating technology. The TYMC/TAC/TCC is represented as a count in colony forming units per gram (cfu/g).

| Microbial Contaminants | Results |
|------------------------|------------|
| <i>Salmonella spp.</i> | ND |
| STEC | ND |
| Total Yeast and Mold | <100 CFU/g |
| Total Aerobic | <100 CFU/g |
| Total Coliform | <100 CFU/g |

STEC - shiga toxin-producing *Escherichia coli*; TYMC - total yeast and mold count;
TAC - Total Aerobic Count; TCC - Total Coliform Count; NT - Not Tested;

Lab Comments:

Walter Marsh Lead Research Lab Analyst

2026-05-28

Date



This report has been prepared by Gobi Hemp Laboratory exclusively for our Client and their Authorized Representatives. All analytical work is conducted in accordance with a mutually agreed upon scope of work and the terms and conditions as expressed in the Gobi Hemp Laboratory Service Agreement. This report is not to be reproduced in whole or in part without prior written approval. The results shown on this report relate only to the samples submitted to the laboratory. Estimated Uncertainty available upon request.



D9 Distillate - Naturally Derived From Hemp

 Sample ID: SA-250627-64260
 Batch: 09DST240_032525
 Type: In-Process Material
 Matrix: Concentrate - Distillate
 Unit Mass (g):

 Collected: 03/26/2025
 Received: 03/27/2025
 Completed: 04/10/2025

Client

 TribeTokes: 55 Madison Avenue
 Suite 400, Morristown NJ 07960, USA
team@tribetokes.com,
 844-777-TRIBE (87423)


Summary

| Test | Date Tested | Status |
|-------------------|-------------|--------|
| Cannabinoids | 04/08/2025 | Tested |
| Heavy Metals | 04/10/2025 | Tested |
| Pesticides | 04/07/2025 | Tested |
| Residual Solvents | 04/07/2025 | Tested |

| | | | | | |
|-------------------------------|-------------------------|-------------------------------------|---------------------------------------|-------------------------------------|---|
| 88.7 % Total Δ9-THC | 88.7 % Δ9-THC | 94.4 % Total Cannabinoids | Not Tested Moisture Content | Not Tested Foreign Matter | Yes Internal Standard Normalization |
|-------------------------------|-------------------------|-------------------------------------|---------------------------------------|-------------------------------------|---|

Cannabinoids by HPLC-PDA and GC-MS/MS

| Analyte | LOD (%) | LOQ (%) | Result (%) | Result (mg/g) |
|---------------------|---------|---------|-------------|---------------|
| CBC | 0.0095 | 0.0284 | 0.213 | 2.13 |
| CBCA | 0.0181 | 0.0543 | ND | ND |
| CBCV | 0.006 | 0.018 | ND | ND |
| CBD | 0.0081 | 0.0242 | 0.303 | 3.04 |
| CBDA | 0.0043 | 0.013 | ND | ND |
| CBDV | 0.0061 | 0.0182 | ND | ND |
| CBDVA | 0.0021 | 0.0063 | ND | ND |
| CBG | 0.0057 | 0.0172 | 2.65 | 26.5 |
| CBGA | 0.0049 | 0.0147 | ND | ND |
| CBL | 0.0112 | 0.0335 | 0.137 | 1.37 |
| CBLA | 0.0124 | 0.0371 | ND | ND |
| CBN | 0.0056 | 0.0169 | 0.724 | 7.24 |
| CBNA | 0.006 | 0.0181 | ND | ND |
| CBT | 0.018 | 0.054 | 1.24 | 12.4 |
| Δ4,8-iso-THC | 0.0067 | 0.02 | ND | ND |
| Δ8-iso-THC | 0.0067 | 0.02 | ND | ND |
| Δ8-THC | 0.0104 | 0.0312 | ND | ND |
| Δ8-THCV | 0.0067 | 0.02 | ND | ND |
| Δ9-THC | 0.0076 | 0.0227 | 88.7 | 887 |
| Δ9-THCA | 0.0084 | 0.0251 | ND | ND |
| Δ9-THCV | 0.0069 | 0.0206 | 0.444 | 4.44 |
| Δ9-THCVA | 0.0062 | 0.0186 | ND | ND |
| exo-THC | 0.0067 | 0.02 | ND | ND |
| Total Δ9-THC | | | 88.7 | 887 |
| Total | | | 94.4 | 944 |

ND = Not Detected; NT = Not Tested; LOD = Limit of Detection; LOQ = Limit of Quantitation; RL = Reporting Limit; Δ = Delta; Total Δ9-THC = Δ9-THCA * 0.877 + Δ9-THC; Total CBD = CBDA * 0.877 + CBD;



 Generated By: Ryan Bellone
 Commercial Director
 Date: 07/02/2025



 Tested By: Scott Caudill
 Laboratory Manager
 Date: 04/08/2025

 ISO/IEC 17025:2017 Accredited
 Accreditation #108651




KCA Laboratories
 232 North Plaza Drive
 Nicholasville, KY 40356

+1-833-KCA-LABS
<https://kcalabs.com>
 KDA Lic.# P_0058

D9 Distillate - Naturally Derived From Hemp

Sample ID: SA-250627-64260
 Batch: 09DST240_032525
 Type: In-Process Material
 Matrix: Concentrate - Distillate
 Unit Mass (g):

Collected: 03/26/2025
 Received: 03/27/2025
 Completed: 04/10/2025

Client

TribeTokes: 55 Madison Avenue
 Suite 400, Morristown NJ 07960, USA
team@tribetokes.com,
 844-77-TRIBE (87423)

Heavy Metals by ICP-MS

| Analyte | LOD (ppm) | LOQ (ppm) | Result (ppm) |
|---------|-----------|-----------|--------------|
| Arsenic | 0.002 | 0.02 | ND |
| Cadmium | 0.001 | 0.02 | ND |
| Lead | 0.002 | 0.02 | <LOQ |
| Mercury | 0.012 | 0.05 | ND |

ND = Not Detected; NT = Not Tested; LOD = Limit of Detection; LOQ = Limit of Quantitation; P = Pass; F = Fail; RL = Reporting Limit; Values over action limits may be estimates

Generated By: Ryan Bellone
 Commercial Director
 Date: 07/02/2025

Tested By: Chris Farman
 Scientist
 Date: 04/10/2025



This product or substance has been tested by KCA Laboratories using validated testing methodologies and an ISO/IEC 17025:2017 accredited quality system. Values reported relate only to the product or substance tested. The reported result is based on a sample weight. Unless otherwise stated, results of tests performed on all quality control samples met criteria for acceptance established by KCA Laboratories. KCA Laboratories makes no claims as to the efficacy, safety or other risks associated with any detected or non-detected amounts of any substances reported herein. This Certificate of Analysis shall not be reproduced except in full, without the written approval of KCA Laboratories. KCA Laboratories can provide measurement uncertainty upon request.

D9 Distillate - Naturally Derived From Hemp

 Sample ID: SA-250627-64260
 Batch: 09DST240_032525
 Type: In-Process Material
 Matrix: Concentrate - Distillate
 Unit Mass (g):

 Collected: 03/26/2025
 Received: 03/27/2025
 Completed: 04/10/2025

Client

 TribeTokes: 55 Madison Avenue
 Suite 400, Morristown NJ 07960, USA
team@tribetokes.com,
 844-77-TRIBE (87423)

Pesticides by LC-MS/MS and GC-MS/MS

| Analyte | LOD (ppb) | LOQ (ppb) | Result (ppb) | Analyte | LOD (ppb) | LOQ (ppb) | Result (ppb) |
|----------------------|-----------|-----------|--------------|--------------------|-----------|-----------|--------------|
| Abamectin | 30 | 100 | ND | Hexythiazox | 30 | 100 | ND |
| Acephate | 30 | 100 | ND | Imazalil | 30 | 100 | ND |
| Acetamiprid | 30 | 100 | ND | Imidacloprid | 30 | 100 | ND |
| Aldicarb | 30 | 100 | ND | Kresoxim methyl | 30 | 100 | ND |
| Azoxystrobin | 30 | 100 | ND | Malathion | 30 | 100 | ND |
| Bifenazate | 30 | 100 | <LOQ | Metalaxyl | 30 | 100 | ND |
| Bifenthrin | 30 | 100 | ND | Methiocarb | 30 | 100 | ND |
| Boscalid | 30 | 100 | ND | Methomyl | 30 | 100 | ND |
| Carbaryl | 30 | 100 | ND | Mevinphos | 30 | 100 | ND |
| Carbofuran | 30 | 100 | ND | Myclobutanil | 30 | 100 | ND |
| Chloranthraniliprole | 30 | 100 | ND | Naled | 30 | 100 | ND |
| Chlorfenapyr | 30 | 100 | ND | Oxamyl | 30 | 100 | ND |
| Chlorpyrifos | 30 | 100 | ND | Paclobutrazol | 30 | 100 | ND |
| Clofentezine | 30 | 100 | ND | Permethrin | 30 | 100 | ND |
| Coumaphos | 30 | 100 | ND | Phosmet | 30 | 100 | ND |
| Cypermethrin | 30 | 100 | ND | Piperonyl Butoxide | 30 | 100 | ND |
| Daminozide | 30 | 100 | ND | Propiconazole | 30 | 100 | ND |
| Diazinon | 30 | 100 | ND | Propoxur | 30 | 100 | ND |
| Dichlorvos | 30 | 100 | ND | Pyrethrins | 30 | 100 | ND |
| Dimethoate | 30 | 100 | ND | Pyridaben | 30 | 100 | ND |
| Dimethomorph | 30 | 100 | ND | Spinetoram | 30 | 100 | ND |
| Ethoprophos | 30 | 100 | ND | Spinosad | 30 | 100 | ND |
| Etofenprox | 30 | 100 | ND | Spiromesifen | 30 | 100 | ND |
| Etoxazole | 30 | 100 | ND | Spirotetramat | 30 | 100 | ND |
| Fenhexamid | 30 | 100 | ND | Spiroxamine | 30 | 100 | ND |
| Fenoxycarb | 30 | 100 | ND | Tebuconazole | 30 | 100 | ND |
| Fenpyroximate | 30 | 100 | ND | Thiacloprid | 30 | 100 | ND |
| Fipronil | 30 | 100 | ND | Thiamethoxam | 30 | 100 | ND |
| Fonicamid | 30 | 100 | ND | Trifloxystrobin | 30 | 100 | ND |
| Fludioxonil | 30 | 100 | ND | | | | |

ND = Not Detected; NT = Not Tested; LOD = Limit of Detection; LOQ = Limit of Quantitation; P = Pass; F = Fail; RL = Reporting Limit; Values over action limits may be estimates



 Generated By: Ryan Bellone
 Commercial Director
 Date: 07/02/2025



 Tested By: Anthony Mattingly
 Scientist
 Date: 04/07/2025


D9 Distillate - Naturally Derived From Hemp

 Sample ID: SA-250627-64260
 Batch: 09DST240_032525
 Type: In-Process Material
 Matrix: Concentrate - Distillate
 Unit Mass (g):

 Collected: 03/26/2025
 Received: 03/27/2025
 Completed: 04/10/2025

Client

 TribeTokes: 55 Madison Avenue
 Suite 400, Morristown NJ 07960, USA
team@tribetokes.com,
 844-77-TRIBE (87423)

Residual Solvents by HS-GC-MS

| Analyte | LOD (ppm) | LOQ (ppm) | Result (ppm) | Analyte | LOD (ppm) | LOQ (ppm) | Result (ppm) |
|-----------------------|-----------|-----------|--------------|--------------------------|-----------|-----------|--------------|
| Acetone | 167 | 500 | ND | Ethylene Oxide | 0.5 | 1 | ND |
| Acetonitrile | 14 | 41 | ND | Heptane | 167 | 500 | ND |
| Benzene | 0.5 | 1 | ND | n-Hexane | 10 | 29 | ND |
| Butane | 167 | 500 | ND | Isobutane | 167 | 500 | ND |
| 1-Butanol | 167 | 500 | ND | Isopropyl Acetate | 167 | 500 | ND |
| 2-Butanol | 167 | 500 | ND | Isopropyl Alcohol | 167 | 500 | ND |
| 2-Butanone | 167 | 500 | ND | Isopropylbenzene | 167 | 500 | ND |
| Chloroform | 2 | 6 | ND | Methanol | 100 | 300 | ND |
| Cyclohexane | 129 | 388 | ND | 2-Methylbutane | 10 | 29 | ND |
| 1,2-Dichloroethane | 0.5 | 1 | ND | Methylene Chloride | 20 | 60 | ND |
| 1,2-Dimethoxyethane | 4 | 10 | ND | 2-Methylpentane | 10 | 29 | ND |
| Dimethyl Sulfoxide | 167 | 500 | ND | 3-Methylpentane | 10 | 29 | ND |
| N,N-Dimethylacetamide | 37 | 109 | ND | n-Pentane | 167 | 500 | ND |
| 2,2-Dimethylbutane | 10 | 29 | ND | 1-Pentanol | 167 | 500 | ND |
| 2,3-Dimethylbutane | 10 | 29 | ND | n-Propane | 167 | 500 | ND |
| N,N-Dimethylformamide | 30 | 88 | ND | 1-Propanol | 167 | 500 | ND |
| 2,2-Dimethylpropane | 167 | 500 | ND | Pyridine | 7 | 20 | ND |
| 1,4-Dioxane | 13 | 38 | ND | Tetrahydrofuran | 24 | 72 | ND |
| Ethanol | 167 | 500 | ND | Toluene | 30 | 89 | ND |
| 2-Ethoxyethanol | 6 | 16 | ND | Trichloroethylene | 3 | 8 | ND |
| Ethyl Acetate | 167 | 500 | ND | Xylenes (o-, m-, and p-) | 73 | 217 | ND |
| Ethyl Ether | 167 | 500 | ND | | | | |
| Ethylbenzene | 3 | 7 | ND | | | | |

ND = Not Detected; NT = Not Tested; LOD = Limit of Detection; LOQ = Limit of Quantitation; P = Pass; F = Fail; RL = Reporting Limit; Values over action limits may be estimates



 Generated By: Ryan Bellone
 Commercial Director
 Date: 07/02/2025



 Tested By: Kelsey Rogers
 Scientist
 Date: 04/07/2025
